


## KinderSmart - Download the App to Android

---

- A** Tap the Play Store icon on the smart phone home screen.



- B** In the top search field, type ***KinderSmart Ohio*** and tap .

- C** Once the ***KinderSmart Ohio*** app is found tap on it. 

- D** On the app page, tap **Install**.

INSTALL

- E** Accept the download by clicking on the **Accept**.

ACCEPT

- F** Once the download is complete, tap **Open**. **KinderSmart by Controltec** appears on the screen and your tablet is ready to scan.





## KinderSmart - Download the App to iPhone

- A** Tap the App Store icon on the smart phone home screen.



If the smart phone asks if the App Store may access your location, tap **Allow**. If the smart phone asks if you want to set up **Family Sharing**, tap **Not Now**.

- B** In the search field, type **KinderSmart Ohio** and tap .

- C** Once the **KinderSmart Ohio** app is located , tap **GET**, then **Install** to download it. If your smart phone asks you to sign into the iTunes Store, enter your Apple ID, password, and tap **OK**.

The very first time you use your Apple ID in the iTunes Store, you must tap **Review**, then swipe to agree to the terms and conditions, and then tap **Next** to go to a series of screens labeled **Complete your Apple ID**. Use these screens to provide additional information, including billing information such as your address. You are not required to provide credit card details.

- D** Once the download is complete, tap **GET**, then **Open**. **KinderSmart by Controltec** will appear on the screen.

